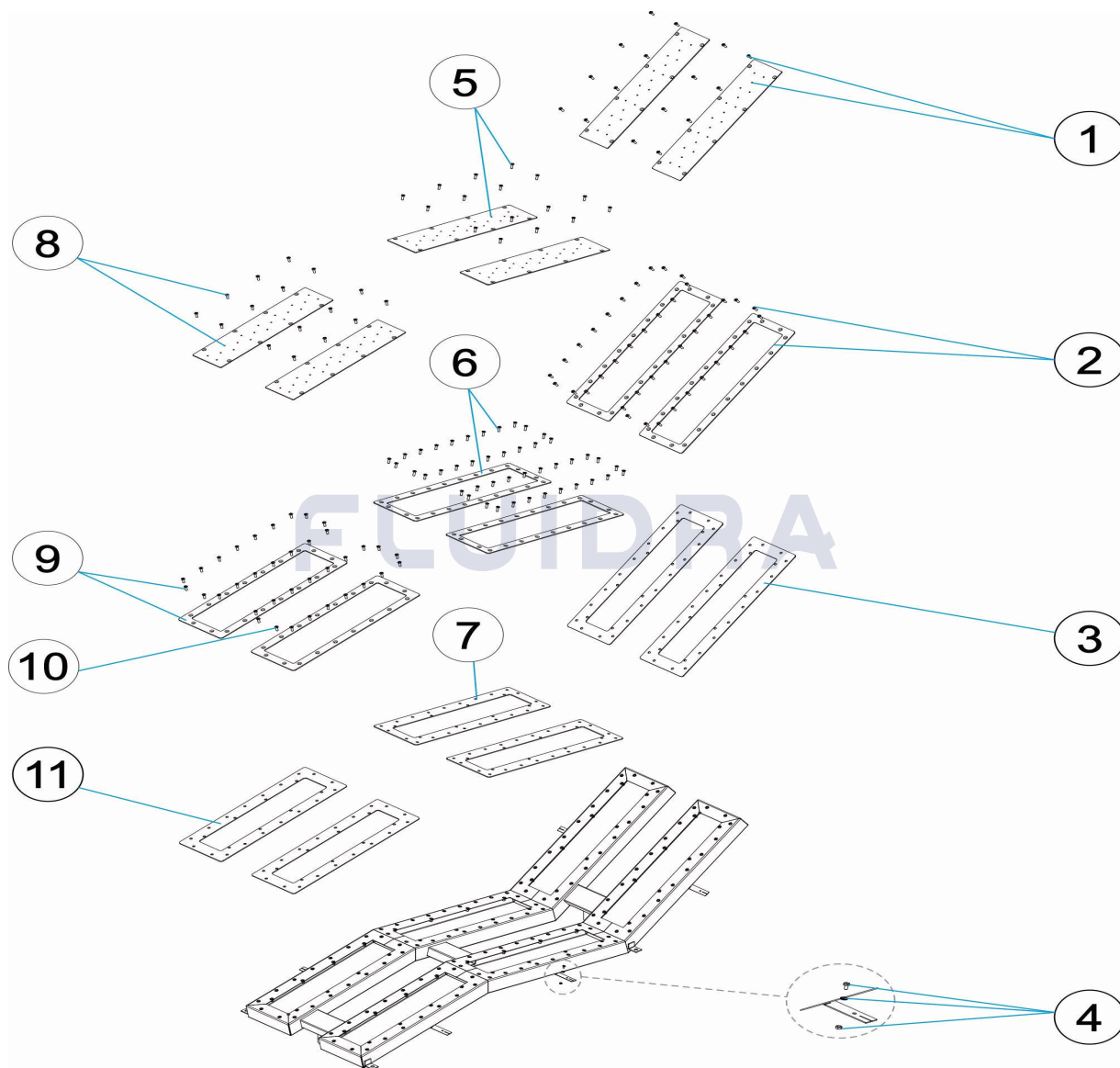


CODIGO **41159**

DESCRIPCION: **CAMA DE AIRE DOBLE LINER**

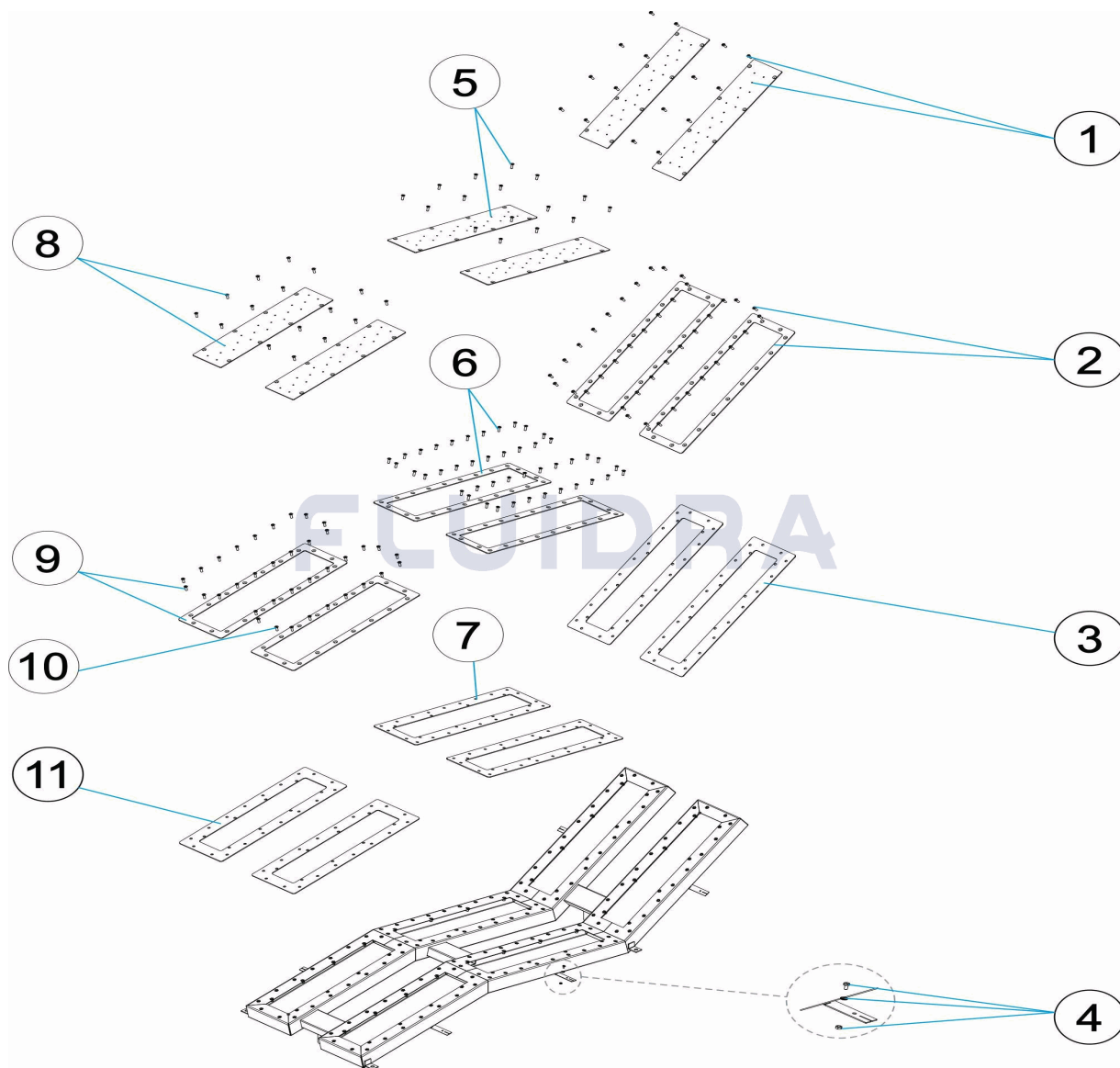


**ESPAÑOL**

| POS | CODIGO     | DESCRIPCION              | CANTIDAD | POS | CODIGO     | DESCRIPCION              | CANTIDAD |
|-----|------------|--------------------------|----------|-----|------------|--------------------------|----------|
| 1   | 4401110040 | TAPA CAMA AIRE SUPERIOR  |          | 7   | 4401110045 | JUNTA CAMA CENTRAL       |          |
| 2   | 4401110041 | MARCO CAMA AIRE SUPERIOR |          | 8   | 4401110046 | TAPA CAMA AIRE INFERIOR  |          |
| 3   | 4401110042 | JUNTA CAMA SUPERIOR      |          | 9   | 4401110047 | MARCO CAMA AIRE INFERIOR |          |
| 4   | 4410010015 | TOMA DE TIERRA           |          | 10  | 4402013403 | BOLSA TORNILLOS M6X20    |          |
| 5   | 4401110043 | TAPA CAMA AIRE CENTRAL   |          | 11  | 4401110048 | JUNTA CAMA INFERIOR      |          |
| 6   | 4401110044 | MARCO CAMA AIRE CENTRAL  |          |     |            |                          |          |

CODE 41159

DESCRIPTION: SIÈGE HYDROMASSANTS DOUBLE LINER

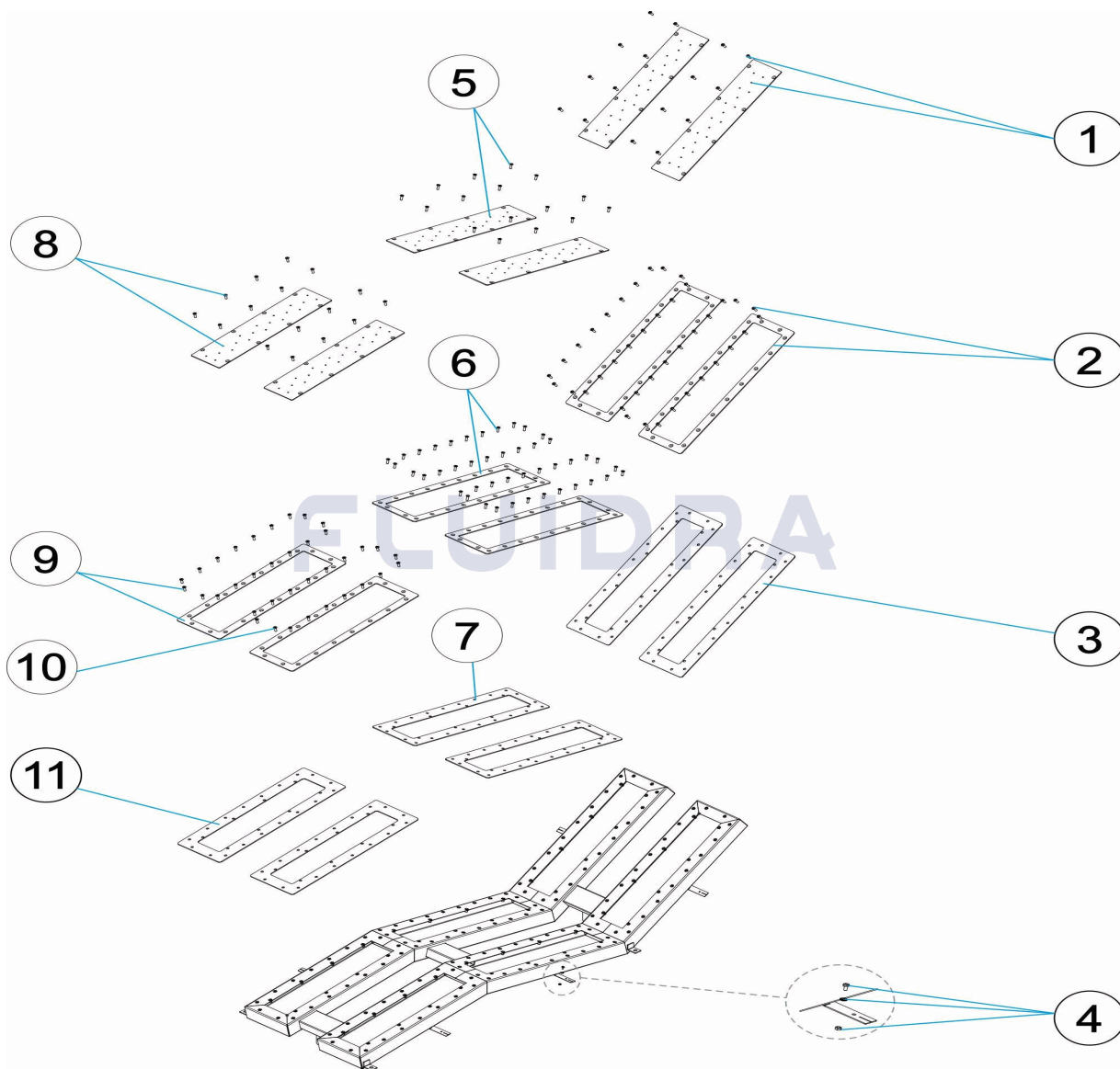


FRANCAIS

| POS | CODE       | DESCRIPTION                | QUANTITE | POS | CODE       | DESCRIPTION               | QUANTITE |
|-----|------------|----------------------------|----------|-----|------------|---------------------------|----------|
| 1   | 4401110040 | COUVERACLE SIÈGE SUPÉRIEUR |          | 7   | 4401110045 | JOINT LIT CENTRAL         |          |
| 2   | 4401110041 | CADRE AIR SUPÉRIEUR        |          | 8   | 4401110046 | COUVERCLE SIÈGE INFÉRIEUR |          |
| 3   | 4401110042 | JOINT LIT SUPÉRIEUR        |          | 9   | 4401110047 | CADRE AIR INFÉRIEUR       |          |
| 4   | 4410010015 | PRISE DE TERRE             |          | 10  | 4402013403 | SAC VIS M-6X20            |          |
| 5   | 4401110043 | COUVERACLE SIÈGE CENTRAL   |          | 11  | 4401110048 | JOINT LIT CENTRAL         |          |
| 6   | 4401110044 | CADRE AIR CENTRAL          |          |     |            |                           |          |

CODE **41159**

DESCRIPTION: **AIR BED DOUBLE LINER**

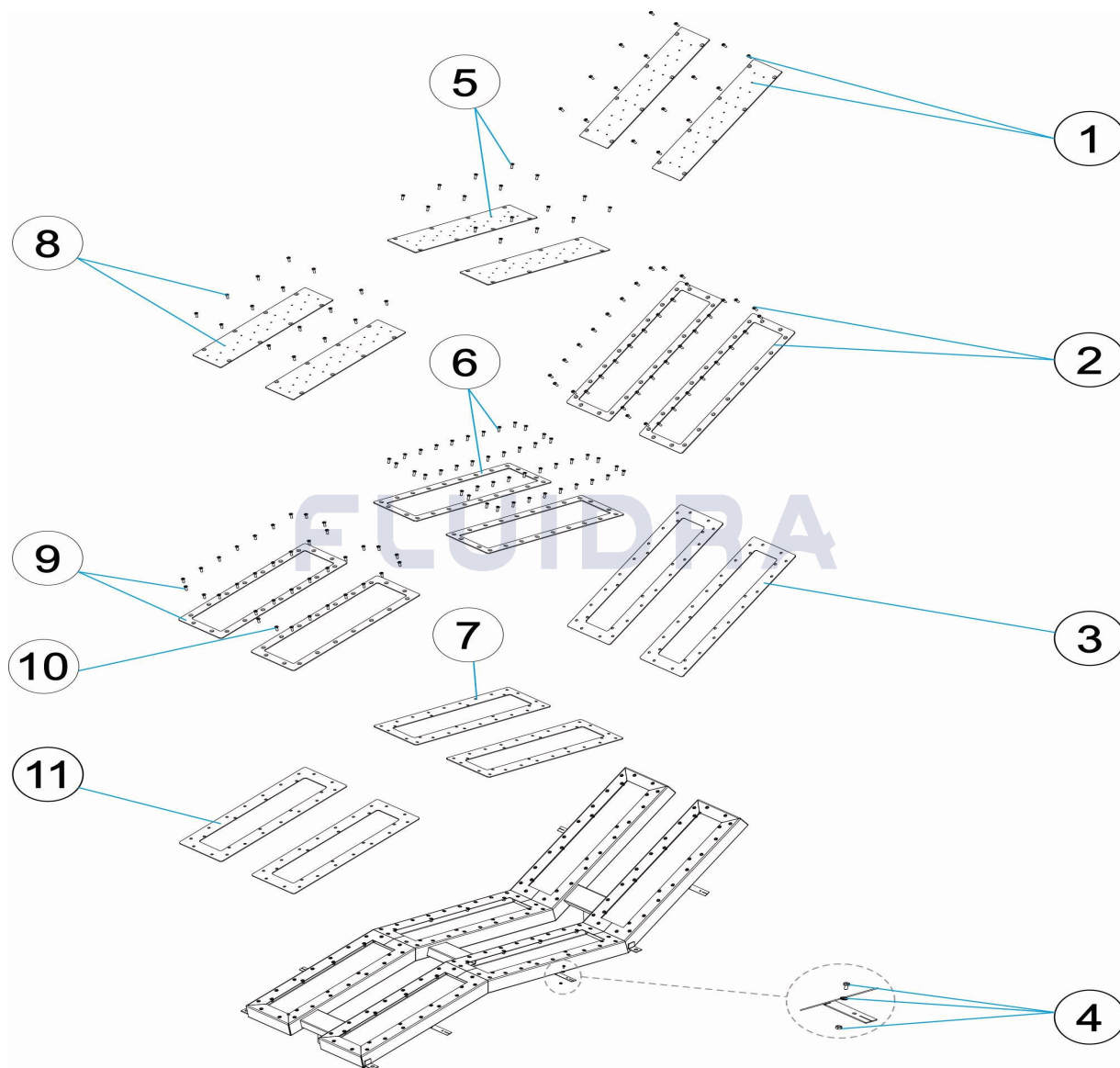


**ENGLISH**

| POS | CODE       | DESCRIPTION           | QUANTITY | POS | CODE       | DESCRIPTION          | QUANTITY |
|-----|------------|-----------------------|----------|-----|------------|----------------------|----------|
| 1   | 4401110040 | AIR BED LID TOP       |          | 7   | 4401110045 | CENTRAL BED GASKET   |          |
| 2   | 4401110041 | TOP AIR BED FRAME     |          | 8   | 4401110046 | AIR BED LID BOTTOM   |          |
| 3   | 4401110042 | UPPER BED GASKET      |          | 9   | 4401110047 | BOTTOM AIR BED FRAME |          |
| 4   | 4410010015 | EARTH CONNECTION      |          | 10  | 4402013403 | BAG SCREWS M-6X20    |          |
| 5   | 4401110043 | AIR BED LID CENTRAL   |          | 11  | 4401110048 | BOTTOM BED GASKET    |          |
| 6   | 4401110044 | CENTRAL AIR BED FRAME |          |     |            |                      |          |

CODICE 41159

DESCRIZIONE: LETTO ARIA DOUBLE LINER

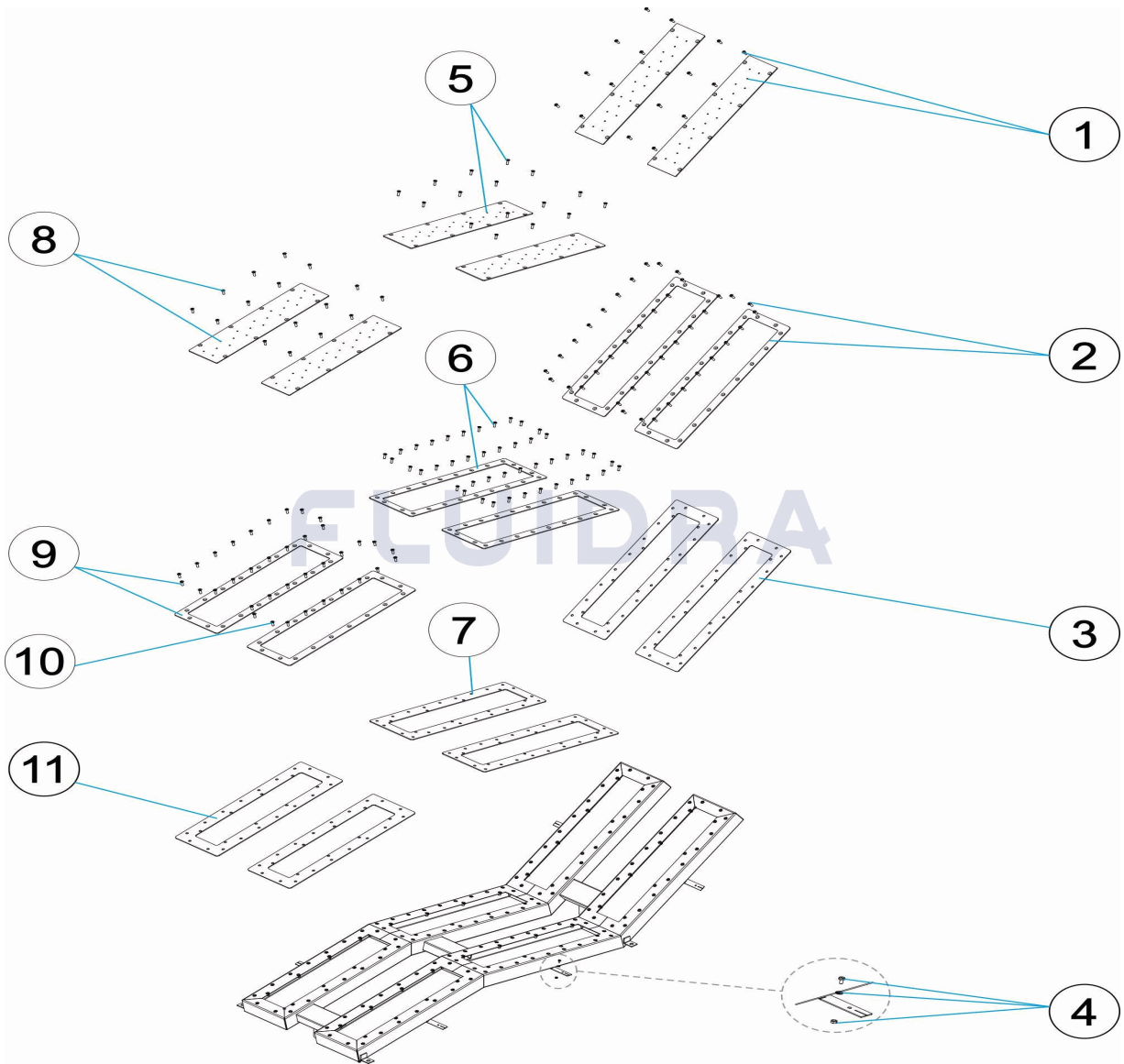


ITALIANO

| POS | CODICE     | DESCRIZIONE                    | QUANTITA' | POS | CODICE     | DESCRIZIONE                    | QUANTITA' |
|-----|------------|--------------------------------|-----------|-----|------------|--------------------------------|-----------|
| 1   | 4401110040 | COPERCHIO LETTO ARIA SUPERIORE |           | 7   | 4401110045 | GIUNTO LETTO CENTRALE          |           |
| 2   | 4401110041 | STRUTTURA SUPERIOR LETTO ARIA  |           | 8   | 4401110046 | COPERCHIO LETTO ARIA INFERIORE |           |
| 3   | 4401110042 | GIUNTO LETTO SUPERIORE         |           | 9   | 4401110047 | STRUTTURA INFERIORE LETTO ARIA |           |
| 4   | 4410010015 | PRESA A TERRA                  |           | 10  | 4402013403 | BORSA VITI M-6X20              |           |
| 5   | 4401110043 | COPERCHIO LETTO ARIA CENTRALE  |           | 11  | 4401110048 | GIUNTO LETTO INFERIORE         |           |
| 6   | 4401110044 | STRUTTURA CENTRALE LETTO ARIA  |           |     |            |                                |           |

CODE 41159

BESCHREIBUNG: LUFTBETT DOUBLE LINER

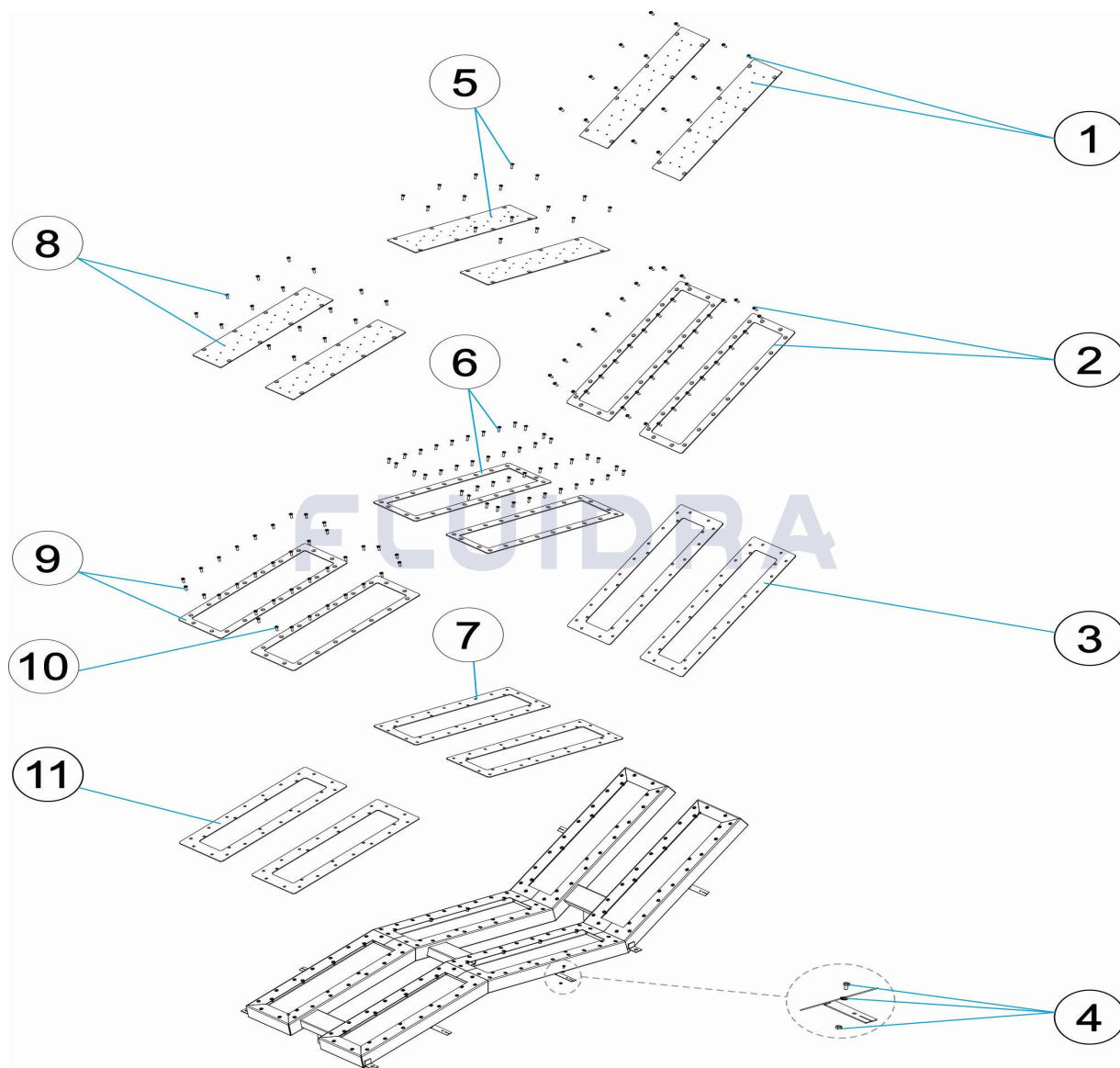


**DEUTSCH**

| POS | CODE       | BESCHREIBUNG              | MENGE | POS | CODE       | BESCHREIBUNG            | MENGE |
|-----|------------|---------------------------|-------|-----|------------|-------------------------|-------|
| 1   | 4401110040 | LUFTBETT-DECKEL OBERSEITE |       | 7   | 4401110045 | ZENTRAL BETTGELENK      |       |
| 2   | 4401110041 | OBERER LUFTBETTRAHMEN     |       | 8   | 4401110046 | LUFTBETT-DECKEL UNTERE  |       |
| 3   | 4401110042 | OBERES BETTGELENK         |       | 9   | 4401110047 | UNTERE LUFTBETTRAHMEN   |       |
| 4   | 4410010015 | ERDUNG                    |       | 10  | 4402013403 | PACK SCHRAUBEN M-6 X 20 |       |
| 5   | 4401110043 | LUFTBETT-DECKEL ZENTRAL   |       | 11  | 4401110048 | UNTERE BETTGELENK       |       |
| 6   | 4401110044 | ZENTRAL LUFTBETTRAHMEN    |       |     |            |                         |       |

CODIGO **41159**

DESCRIÇÃO: **CAMA DE AR DUPLO LINER**



**PORTUGUES**

| POS | CODIGO     | DESCRIÇÃO               | JANTIDADE | POS | CODIGO     | DESCRIÇÃO               | JANTIDADE |
|-----|------------|-------------------------|-----------|-----|------------|-------------------------|-----------|
| 1   | 4401110040 | TAMPA SUPERIOR CAMA AR  |           | 7   | 4401110045 | JUNTA CENTRAL DA CAMA   |           |
| 2   | 4401110041 | QUADRO SUPERIOR CAMA AR |           | 8   | 4401110046 | TAMPA INFERIOR CAMA AR  |           |
| 3   | 4401110042 | JUNTA SUPERIOR DA CAMA  |           | 9   | 4401110047 | QUADRO INFERIOR CAMA AR |           |
| 4   | 4410010015 | LIGAÇÃO A TERRA         |           | 10  | 4402013403 | SACO PARAFUSOS M-6X20   |           |
| 5   | 4401110043 | TAMPA CENTRAL CAMA AR   |           | 11  | 4401110048 | JUNTA INFERIOR DA CAMA  |           |
| 6   | 4401110044 | QUADRO CENTRAL CAMA AR  |           |     |            |                         |           |