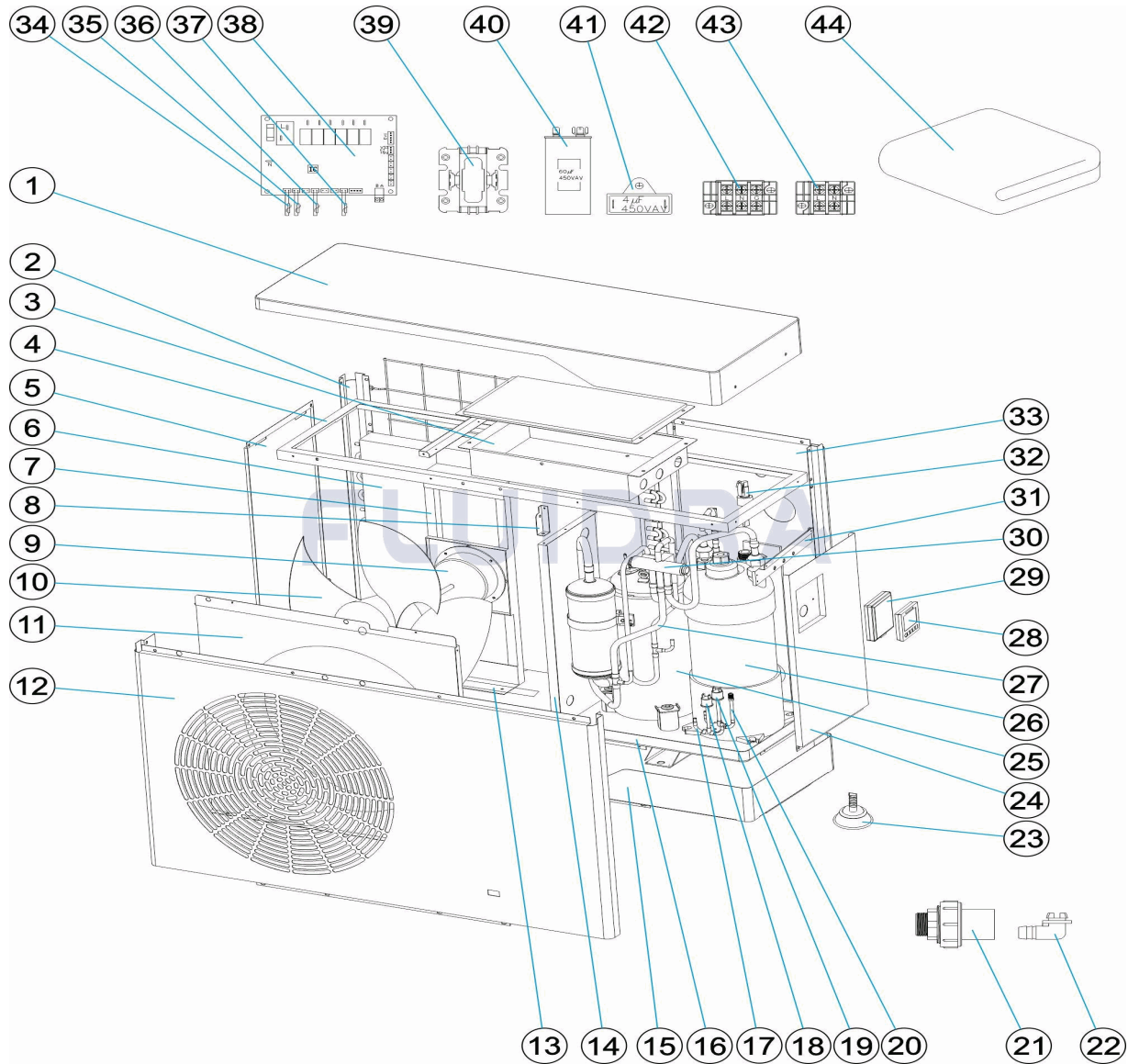


CODIGO **WH000420**

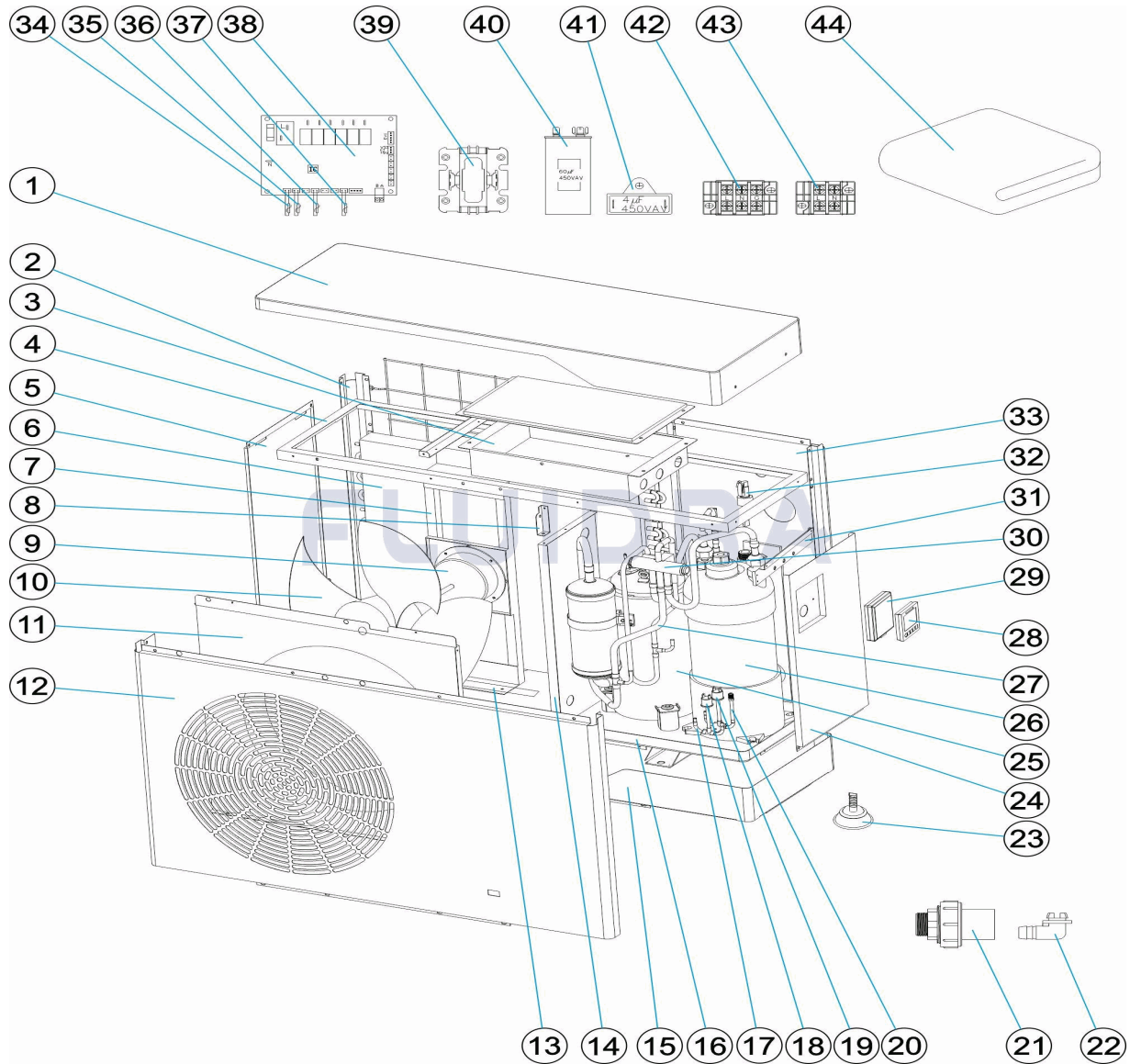
 DESCRIPCION: **BOMBA DE CALOR PM40**

ESPAÑOL

POS	CODIGO	DESCRIPCION	CANTIDAD	POS	CODIGO	DESCRIPCION	CANTIDAD
1	66069R0284	TAPA SUPERIOR		16	66069R0292	PANEL INFERIOR	
2	66069R0298	SOPORTE PARA PANEL IZQUIERDO		17	66069R0015	TUBERÍAS PARA PRESOSTATO	
3	66069R0286	CAJA ELECTRICA		18	66069R0031	INTERRUPTOR ALTA PRESIÓN	
4	66069R0285	SOPORTE PARA TAPA SUPERIOR		19	66069R0032	INTERRUPTOR BAJA PRESIÓN	
5	66069R0287	PANEL IZQUIERDO		20	66069R0022	VÁLVULA PARA VACIADO/RELLENO	
6	66071R0027	EVAPORADOR		21	66069R0041	CONECTOR DE AGUA	
7	66069R0288	SOPORTE PARA VENTILADOR MOTOR		22	66069R0042	PURGA AGUA CONDENSACIÓN	
8	66069R0299	CONEXIÓN PLACA PANEL PARTICIÓN		23	66069R0102	PIES ANTIVIBRATORIOS	
9	66071R0028	MOTOR VENTILADOR		24	66069R0293	PANEL DERECHO	
10	66071R0009	ASPAS VENTILADOR		25	66071R0029	COMPRESOR	
11	66069R0291	REJILLA VENTILADOR		26	66071R0030	INTERCAMBIADOR DE TITANIO	
12	66069R0290	PANEL FRONTAL		27	66071R0031	TUBERÍAS PARA INTERCAMBIADOR	
13	66069R0039	RESISTENCIA DESHIELO		28	66069R3304	CONTROLADOR LCD (PM40)	

CODIGO **WH000420**DESCRIPCION: **BOMBA DE CALOR PM40**

14	66069R0289	PANEL PARTICIÓN	29	66069R0262	CAJA CONTROLADOR IMPERMEABLE
15	66069R0300	TAPA FONDO	30	66070R0013	VALVULA DE 4 VIAS
31	66069R0301	CONEXIÓN PLACA TAPA SUPERIOR	38	66069R0060	PLACA BASE PCB
32	66069R0030	FLUJOSTATO	39	66070R0027	RELÉ PARA COMPRESOR
33	66069R0294	PANEL TRASERO	40	66071R0032	CONDENSADOR COMPRESOR
34	66069R0054	SENSOR TEMPERATURA L=1200	41	66071R0025	CONDENSADOR VENTILADOR (4UF)
35	66069R0055	SENSOR TEMP (L=1200 COBRE C-NEGRO)	42	66069R0052	TERMINAL DE POTENCIA
36	66069R0057	SENSOR TEMPERATURA L=800	43	66069R0053	TERMINAL PARA BOMBA
37	66069R0056	SENSOR TEMP (L=1200 COBRE C-VERDE)	44	ACXXPR1003	FUNDA HIBERNAL EV13-15/AC13-15/ST13/M

CODE **WH000420**

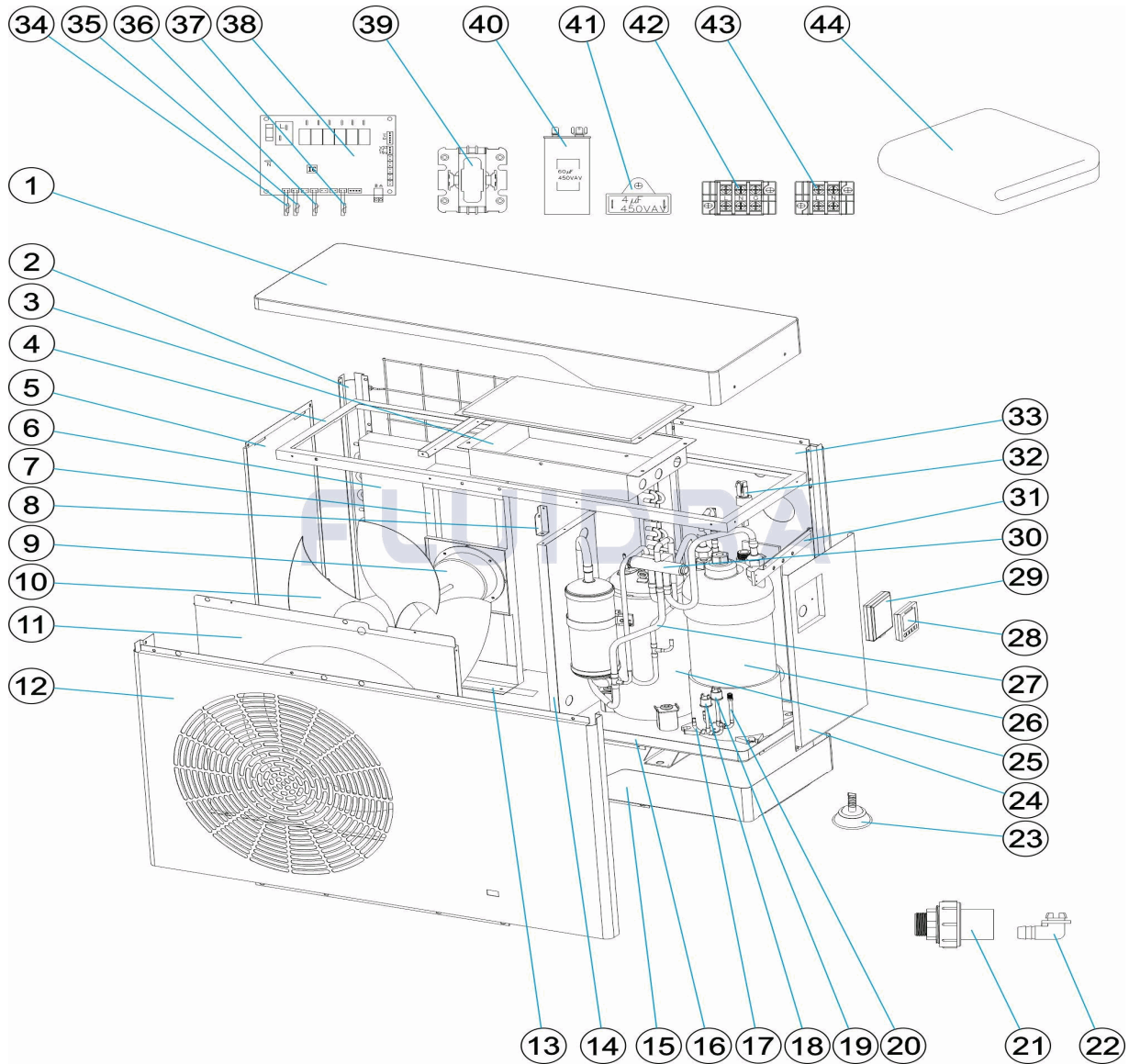
 DESCRIPTION: **POMPE À CHALEUR PM40**

FRANCAIS

POS	CODE	DESCRIPTION	QUANTITE	POS	CODE	DESCRIPTION	QUANTITE
1	66069R0284	COUVERCLE SUPÉRIEUR		16	66069R0292	PANNEAU INFÉRIEUR	
2	66069R0298	SUPPORT POUR PANNEAU GAUCHE		17	66069R0015	TUYAUTERIES POUR PRESSOSTAT	
3	66069R0286	BOÎTIER ÉLECTRIQUE		18	66069R0031	INTERRUPTEUR HAUTE PRESSION	
4	66069R0285	SUPPORT POUR COUVERCLE SUPÉRIEUR		19	66069R0032	INTERRUPTEUR BASSE PRESSION	
5	66069R0287	PANNEAU GAUCHE		20	66069R0022	VANNE DE VIDANGE/REMPLISSAGE	
6	66071R0027	ÉVAPORATEUR		21	66069R0041	RACCORD EAU	
7	66069R0288	SUPPORT POUR VENTILATEUR MOTEUR		22	66069R0042	PURGE EAU CONDENSATION	
8	66069R0299	CONNEXION PLAQUE PANNEAU SÉPARAT		23	66069R0102	PIEDS ANTI-VIBRATION	
9	66071R0028	MOTEUR VENTILATEUR		24	66069R0293	PANNEAU DROIT	
10	66071R0009	PALES VENTILATEUR		25	66071R0029	COMPRESSEUR	
11	66069R0291	GRILLE VENTILATEUR		26	66071R0030	ÉCHANGEUR EN TITANE	
12	66069R0290	PANNEAU FRONTAL		27	66071R0031	TUYAUTERIES POUR ÉCHANGEUR	
13	66069R0039	RÉSISTANCE DÉGEL		28	66069R3304	CONTRÔLEUR LCD (PM40)	

CODE **WH000420**DESCRIPTION: **POMPE À CHALEUR PM40**

14	66069R0289	PANNEAU SÉPARATION	29	66069R0262	BOÎTIER CONTRÔLEUR ÉTANCHE
15	66069R0300	COUVERCLE FOND	30	66070R0013	VANNE 4 VOIES
31	66069R0301	CONNEXION PLAQUE COUVERCLE SUPÉF	38	66069R0060	PLAQUE BASE PCB
32	66069R0030	FLUXOSTAT	39	66070R0027	RELAIS POUR COMPRESSEUR
33	66069R0294	PANNEAU ARRIÈRE	40	66071R0032	CONDENSATEUR COMPRESSEUR
34	66069R0054	CAPTEUR TEMPÉRATURE L=1200	41	66071R0025	CONDENSATEUR VENTILATEUR (4UF)
35	66069R0055	CAPTEUR TEMPÉRATURE L=1200	42	66069R0052	BORNE DE PUISSANCE
36	66069R0057	CAPTEUR TEMPÉRATURE L=800	43	66069R0053	BORNE POUR POMPE
37	66069R0056	CAPTEUR TEMPÉRATURE L=1200	44	ACXXPR1003	COUVERTURE D'HIVERNAGE EV13-15/AC1:

CODE **WH000420**
DESCRIPTION: **HEAT PUMP PM40**



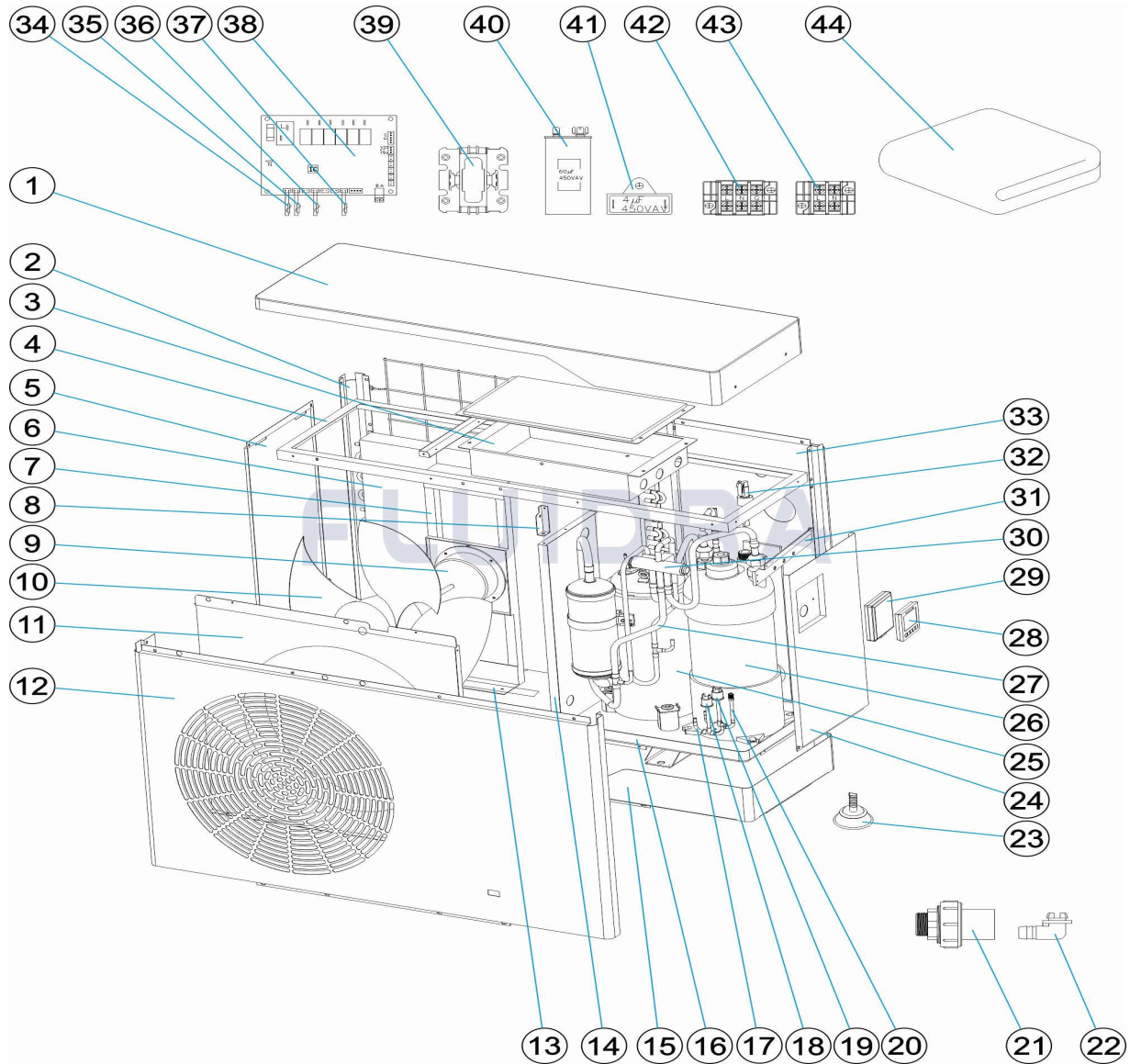
ENGLISH

POS	CODE	DESCRIPTION	QUANTITY	POS	CODE	DESCRIPTION	QUANTITY
1	66069R0284	TOP CAP		16	66069R0292	BOTTOM PANEL	
2	66069R0298	LEFT PANEL HOLDER		17	66069R0015	PIPEWORK FOR PRESSURE SWITCH	
3	66069R0286	ELECTRIC BOX		18	66069R0031	HIGH PRESSURE SWITCH	
4	66069R0285	TOP CAP HOLDER		19	66069R0032	LOW PRESSURE SWITCH	
5	66069R0287	LEFT SIDE PANEL		20	66069R0022	VALVE FOR VACUUM & FILLING	
6	66071R0027	EVAPORATOR		21	66069R0041	WATER CONNECTOR	
7	66069R0288	FAN MOTOR HOLDER		22	66069R0042	WATER CONDENSATION PURGE	
8	66069R0299	PARTITION PANEL CONNECTION PLATE		23	66069R0102	ANTI-VIBRATION FEET	
9	66071R0028	FAN MOTOR		24	66069R0293	RIGHT SIDE PANEL	
10	66071R0009	FAN BLADE		25	66071R0029	COMPRESSOR	
11	66069R0291	FAN GUARD		26	66071R0030	TITANIUM HEAT EXCHANGER	
12	66069R0290	FRONT PANEL		27	66071R0031	PIPEWORK FOR HEAT EXCHANGER	
13	66069R0039	BOTTOM HEATER FOR EVAPORATOR		28	66069R3304	LCD CONTROLLER (PM40)	

CODE **WH000420**DESCRIPTION: **HEAT PUMP PM40**

14	66069R0289	PARTITION PANEL	29	66069R0262	WATERPROOF CONTROLLER BOX
15	66069R0300	BOTTOM COVER	30	66070R0013	4-WAY VALVE
31	66069R0301	TOP CAP CONNECTION PLATE	38	66069R0060	PCB MOTHER BOARD
32	66069R0030	WATER FLOW SWITCH	39	66070R0027	RELAY / CONTACTOR FOR COMPRESSOR
33	66069R0294	BACK PANEL	40	66071R0032	COMPRESSOR CAPACITOR
34	66069R0054	TEMP SENSOR (L=1200 COPPER C-RED)	41	66071R0025	FAN CAPACITOR (4UF)
35	66069R0055	TEMP SENSOR (L=1200 COPPER C-BLACK)	42	66069R0052	POWER TERMINAL
36	66069R0057	TEMP SENSOR (L=800 PLASTIC C-WHITE)	43	66069R0053	PUMP TERMINAL
37	66069R0056	TEMP SENSOR (L=1200 COPPER C-GREEN)	44	ACXXPR1003	WINTER COVER EV13-15/AC13-15/ST13/MD

CODICE **WH000420**

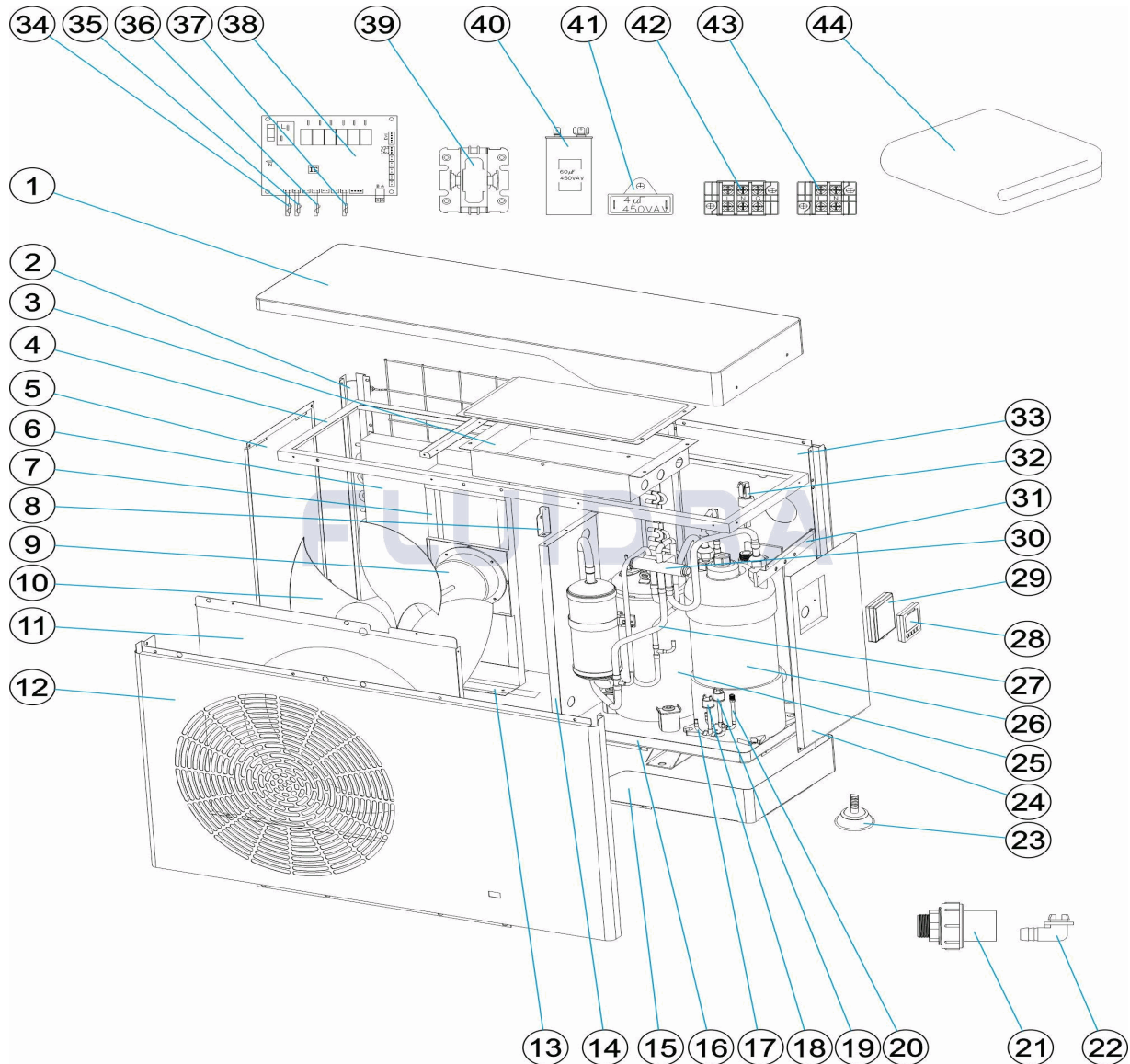
 DESCRIZIONE: **POMPA DI CALORE PM40**

ITALIANO

POS	CODICE	DESCRIZIONE	QUANTITA'	POS	CODICE	DESCRIZIONE	QUANTITA'
1	66069R0284	COPERCHIO SUPERIORE		16	66069R0292	PANNELLO INFERIORE	
2	66069R0298	SUPPORTO PER PANNELLO SINISTRO		17	66069R0015	TUBAZIONE PER PRESSOSTATO	
3	66069R0286	SCATOLA DI DERIVAZIONE		18	66069R0031	INTERRUTTORE ALTA PRESSIONE	
4	66069R0285	SUPPORTO PER COPERCHIO SUPERIORE		19	66069R0032	INTERRUTTORE BASSA PRESSIONE	
5	66069R0287	PANNELLO SINISTRO		20	66069R0022	VALVOLA DI SVUOTAMENTO/RIEMPIMENTC	
6	66071R0027	EVAPORATORE		21	66069R0041	CONNETTORE ACQUA	
7	66069R0288	SUPPORTO PER VENTILATORE MOTORE		22	66069R0042	SCARICO ACQUA CONDENSAZIONE	
8	66069R0299	CONNESSIONE PLACCA PANNELLO PARTI		23	66069R0102	PIEDINI ANTIVIBRAZIONE	
9	66071R0028	MOTORE VENTILATORE		24	66069R0293	PANNELLO DESTRO	
10	66071R0009	PALE VENTILATORE		25	66071R0029	COMPRESSORE	
11	66069R0291	GRIGLIA VENTILATORE		26	66071R0030	INTERCAMBIATORE IN TITANIO	
12	66069R0290	PANNELLO FRONTALE		27	66071R0031	TUBAZIONE PER INTERCAMBIATORE	
13	66069R0039	RESISTENZA DISGELO		28	66069R3304	CONTROLLER LCD (PM40)	

CODICE **WH000420**DESCRIZIONE: **POMPA DI CALORE PM40**

14	66069R0289	PANNELLO PARTIZIONE	29	66069R0262	SCATOLA CONTROLLO IMPERMEABILE
15	66069R0300	COPERTURA FONDO	30	66070R0013	VALVOLA A 4 VIE
31	66069R0301	CONNESSIONE PLACCA SINISTRA	38	66069R0060	SCHEDA BASE PCB
32	66069R0030	FLUSSOSTATO	39	66070R0027	RELÈ PER COMPRESSORE
33	66069R0294	PANNELLO INDIETRO	40	66071R0032	CONDENSATORE COMPRESSORE
34	66069R0054	SENSORE TEMPERATURA L=1200	41	66071R0025	CONDENSATORE VENTILATORE (4UF)
35	66069R0055	SENSORE TEMPERATURA L=1200	42	66069R0052	TERMINALE DI POTENZA
36	66069R0057	SENSORE TEMPERATURA L=800	43	66069R0053	TERMINALE PER POMPA
37	66069R0056	SENSORE TEMPERATURA L=1200	44	ACXPR1003	COPERTA DI INVERNO EV13-15/AC13-15/ST

CODE **WH000420**

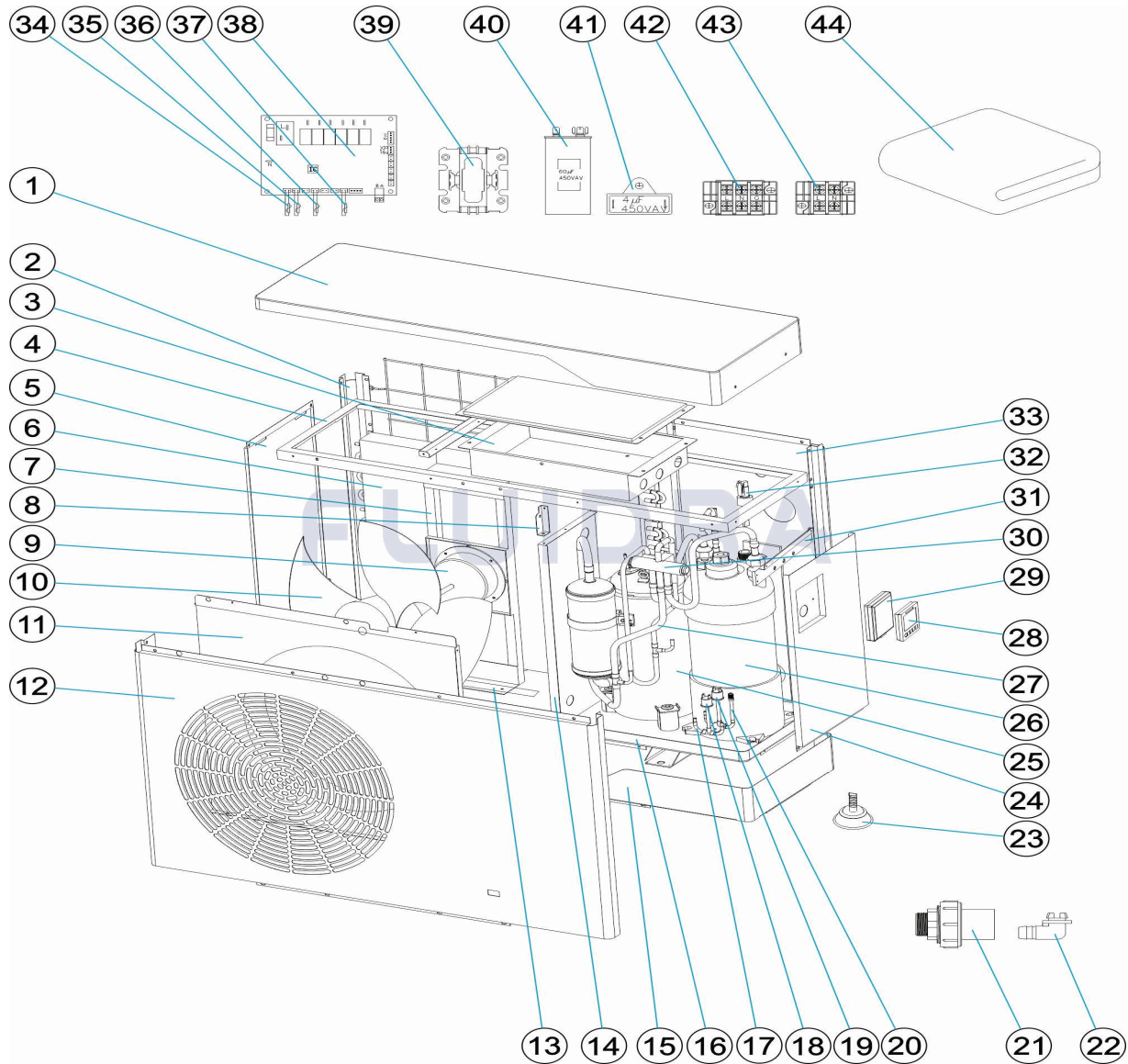
 BESCHREIBUNG: **WÄRMEPUMPE PM40**

DEUTSCH

POS	CODE	BESCHREIBUNG	MENGE	POS	CODE	BESCHREIBUNG	MENGE
1	66069R0284	ABDECKUNG OBEN		16	66069R0292	UNTERPLATTE	
2	66069R0298	HALTERUNG FÜR PLATTE LINKS		17	66069R0015	VERROHRUNG DRUCKSCHALTER	
3	66069R0286	ELEKTRONIKSCHRANK		18	66069R0031	SCHALTER HOCHDRUCK	
4	66069R0285	HALTERUNG FÜR ABDECKUNG OBEN		19	66069R0032	SCHALTER TIEFDRUCK	
5	66069R0287	LINKENPLATTE		20	66069R0022	VENTIL BEFÜLLUNG/ENTLEERUNG	
6	66071R0027	VERDAMPFER		21	66069R0041	ANSCHLUSS WASSER	
7	66069R0288	HALTERUNG MOTORVENTILATOR		22	66069R0042	ABLASS KONDENSWASSER	
8	66069R0299	ANSCHLUSS ZWISCHENPLATTE PLAKETTI		23	66069R0102	ANTI-VIBRATIONSFÜSSE	
9	66071R0028	VENTILATORMOTOR		24	66069R0293	RECHTENPLATTE	
10	66071R0009	ROTORBLÄTTER VENTILATOR		25	66071R0029	KOMPRESSOR	
11	66069R0291	VENTILATORGITTER		26	66071R0030	WÄRMEÜBERTRAGER TITANIUM	
12	66069R0290	FRONTPLATTE		27	66071R0031	VERROHRUNG WÄRMEÜBERTRAGER	
13	66069R0039	HEIZSTAB ENTEISER		28	66069R3304	DRIVER LCD (PM40)	

CODE **WH000420**BESCHREIBUNG: **WÄRMEPUMPE PM40**

14	66069R0289	ZWISCHENPLATTE	29	66069R0262	WASSERDICHTER STEUERUNGSBOX
15	66069R0300	ABDECKUNG BASIS	30	66070R0013	4-WEGE-VENTIL
31	66069R0301	ANSCHLUSS ABDECKUNG OBEN PLAKETT	38	66069R0060	BASISPLATTE PCB
32	66069R0030	DURCHFLUSSMESSER	39	66070R0027	KOMPRESSORRELAIS
33	66069R0294	FÜHRERHAUSRÜCKWAND	40	66071R0032	KOMPRESSORKONDENSATOR
34	66069R0054	TEMPERATURFÜHLER L=1200	41	66071R0025	VENTILATORKONDENSATOR (4 UF)
35	66069R0055	TEMPERATURFÜHLER L=1200	42	66069R0052	ANSCHLUSS
36	66069R0057	TEMPERATURFÜHLER L=800	43	66069R0053	ANSCHLUSS FÜR PUMPE
37	66069R0056	TEMPERATURFÜHLER L=1200	44	ACXPR1003	WINTERDECKEL EV13-15/AC13-15/ST13/MC

CODIGO **WH000420**

 DESCRIÇÃO: **BOMBA DE CALOR PM40**


PORTUGUES

POS	CODIGO	DESCRIÇÃO	JANTIDADE	POS	CODIGO	DESCRIÇÃO	JANTIDADE
1	66069R0284	TAMPA SUPERIOR		16	66069R0292	PAINEL INFERIOR	
2	66069R0298	SUPORTE PARA PAINEL ESQUERDO		17	66069R0015	TUBAGENS PARA PRESSÓSTATO	
3	66069R0286	CAIXA ELÉTRICA		18	66069R0031	INTERRUPTOR ALTA PRESSÃO	
4	66069R0285	SUPORTE PARA TAMPA SUPERIOR		19	66069R0032	INTERRUPTOR BAIXA PRESSÃO	
5	66069R0287	PAINEL ESQUERDO		20	66069R0022	VÁLVULA PARA ESVAZIAR/ENCHER	
6	66071R0027	EVAPORADOR		21	66069R0041	TOMADA DE ABASTECIMENTO DE ÁGUA	
7	66069R0288	SUPORTE PARA VENTILADOR MOTOR		22	66069R0042	PURGA ÁGUA CONDESAÇÃO	
8	66069R0299	CONEXÃO PLACA PAINEL PARTIÇÃO		23	66069R0102	PÉS ANTIVIBRAÇÃO	
9	66071R0028	MOTOR VENTILADOR		24	66069R0293	PAINEL DIREITO	
10	66071R0009	PÁS VENTILADOR		25	66071R0029	COMPRESSOR	
11	66069R0291	GRADE VENTILADOR		26	66071R0030	PERMUTADOR DE TITÂNIO	
12	66069R0290	PAINEL FRONTAL		27	66071R0031	TUBAGENS PARA PERMUTADOR	
13	66069R0039	RESISTÊNCIA DESCONGELAÇÃO		28	66069R3304	CONTROLADOR LCD (PM40)	

CODIGO **WH000420**DESCRIÇÃO: **BOMBA DE CALOR PM40**

14	66069R0289	PAINEL PARTIÇÃO	29	66069R0262	CAIXA DE CONTROLE IMPERMEÁVEL
15	66069R0300	TAMPA FUNDO	30	66070R0013	VÁLVULA DE 4 VIAS
31	66069R0301	CONEXÃO PLACA TAMPA SUPERIOR	38	66069R0060	PLACA BASE PCB
32	66069R0030	COMUTADOR DO CAUDAL DA ÁGUA	39	66070R0027	RELÉ PARA COMPRESSOR
33	66069R0294	PAINEL TRASEIRO	40	66071R0032	CONDENSADOR COMPRESSOR
34	66069R0054	SENSOR TEMPERATURA L=1200	41	66071R0025	CONDENSADOR VENTILADOR (4UF)
35	66069R0055	SENSOR TEMPERATURA L=1200	42	66069R0052	TERMINAL DE POTÊNCIA
36	66069R0057	SENSOR TEMPERATURA L=800	43	66069R0053	TERMINAL PARA BOMBA
37	66069R0056	SENSOR TEMPERATURA L=1200	44	ACXPR1003	COBERTURA DE INVERNO EV13-15/AC13-1